

NanoVelox

Microvolume UV-Vis Spectrophotometer

features innovative technologies for precise and reliable quantification of nucleic acids, proteins, and other biomolecules.



The Next-Generation Microvolume Spectrophotometer

NanoVelox microvolume UV-Vis Spectrophotometer is designed as a compact, precise and reliable standalone instrument for measuring small-volume samples including DNA, RNA, protein and other biomolecules.

The user-centered LuxNano software, combined with a multipoint touch HD color display, makes NanoVelox a perfect standalone instrument. The in-house developed software provides measurement modes such as nucleic acid quantification, microarray analysis, protein analysis, microbial growth monitoring and labeled protein assessment.

NanoVelox is a perfect tool for any modern laboratories.



Elevate your research with NanoVelox

Advanced Features



Compact and Durable Design

NanoVelox features a carefully designed outer case. Thanks to its small footprint and lightweight design, NanoVelox fits seamlessly into any laboratory. Its slightly sloped front maximizes ergonomics.



Standalone Operation

No PC is required – NanoVelox features a 7-inch built-in multipoint touchscreen. Additionally, its 64GB data storage allows for effective data management and seamless operation. Other connectivity options such as USB, Ethernet, and Wi-Fi are also supported.



Fast and Accurate Measurements

The High-quality Xenon flash lamp enables fast and accurate measurement of the full spectrum from 190 nm to 900 nm within seconds.



Auto Pathlength Adjustment

NanoVelox automatically adjusts the pathlength based on sample concentration. This feature ensures not only convenient measurements but also precise and consistent results.



Small Sample-Volume Measurement

NanoVelox supports direct measurement of small sample volumes from 0.5 μL to 1 μL with auto adjustment technology.



Superior Built-in Temperature Control System

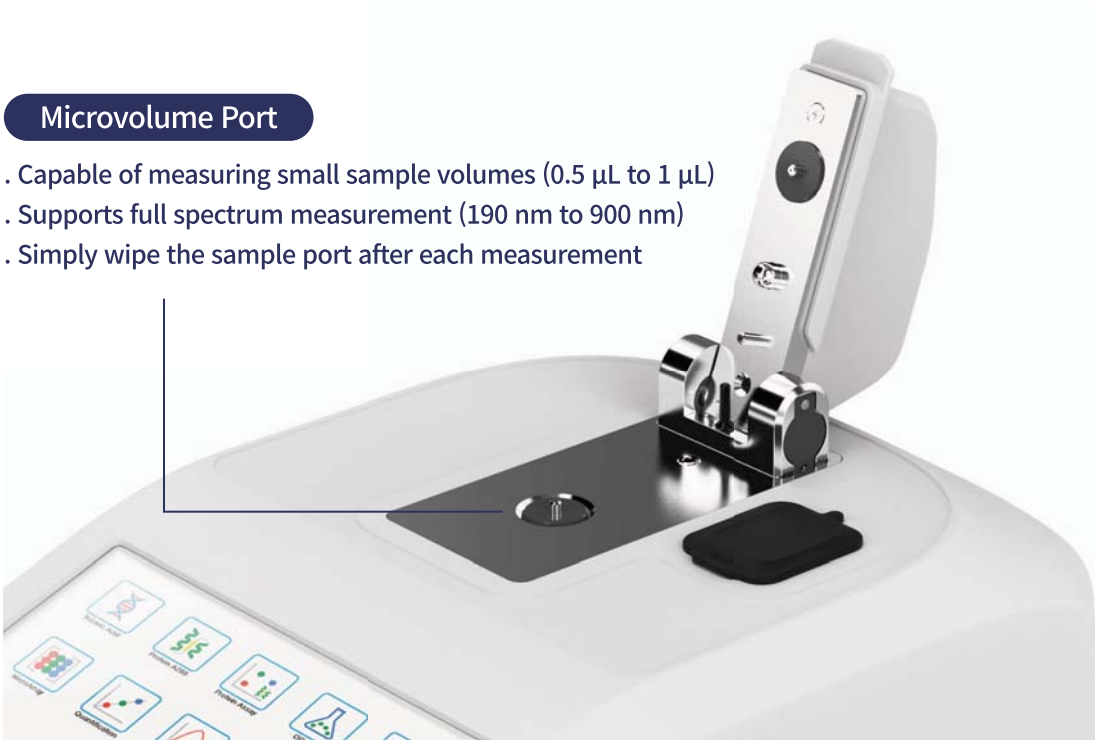
NanoVelox features superior built-in temperature control system. It can heat from RT to 45 $^{\circ}\text{C}$, allowing precise measurement of temperature-sensitive samples.

** Cuvette version only

Designed for Ease of Use

Microvolume Port

- . Capable of measuring small sample volumes (0.5 μ L to 1 μ L)
- . Supports full spectrum measurement (190 nm to 900 nm)
- . Simply wipe the sample port after each measurement



Cuvette Holder

- . Suitable for applications involving cell density measurements
- . Supports kinetics experiments
- . Built-in temperature control system ranging from RT to 45 $^{\circ}$ C





LCD Screen

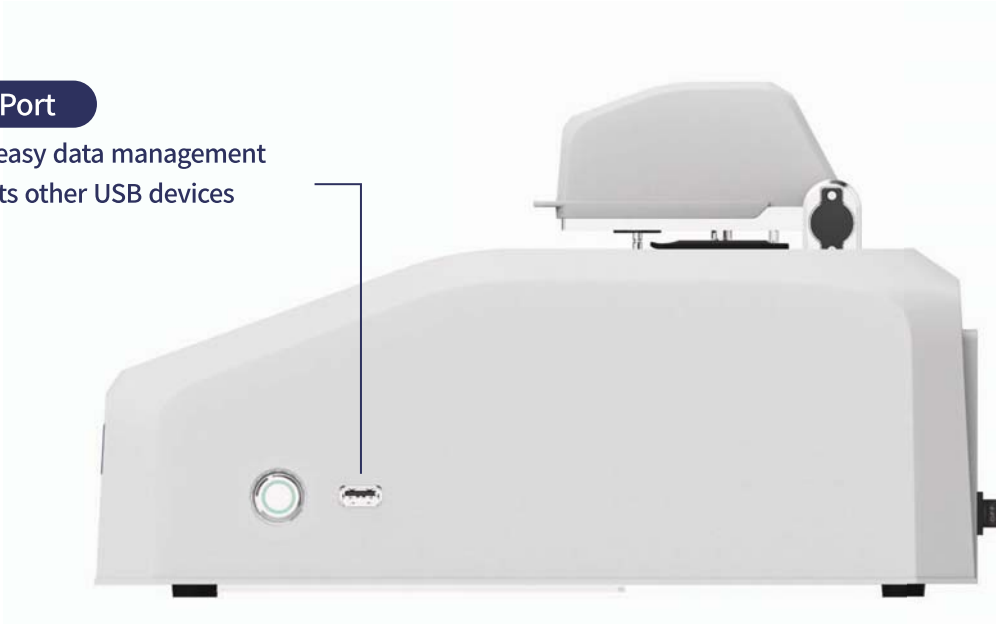
- . 7-inch HD color display
- . Supports multipoint touch control
- . Sloped design for ease of use

LED Indicator

- . Lights up blue when powered on
- . Blinks green during sample measurements

USB Port

- . Allows easy data management
- . Supports other USB devices



Ergonomics and Connectivity

Superior Case Design

The case is designed to maximize compactness and ergonomics for researchers. It is manufactured with high-quality materials, ensuring long-term durability.

Advanced Data Management

The built-in 64GB of storage can accommodate a large amount of experimental data. NanoVelox also supports additional connectivity options such as USB and Ethernet ports, allowing researchers to store, manage, and export experimental data with ease.

User-Centered Interface and Software

The slightly sloped design of the front is optimized for comfortable control of NanoVelox. NanoVelox is operated by the in-house developed LuxNano software which supports intuitive menu navigation. Its 7-inch high-definition touchscreen with multipoint support maximizes user comfort.



Versatility of NanoVelox

The NanoVelox UV-Vis Spectrophotometer supports both microvolume analysis through its sample port and traditional analysis using a cuvette holder, all in one compact device.

Microvolume Analysis

NanoVelox's sample port is specially designed and manufactured with precision, ensuring that microvolume samples are held securely using surface tension. LuxNano software guides you through each step of your nucleic acid measurements, providing instant feedback to ensure confident progression to your next experiment.

- **Quick and Simple Operation**

Calibrate with buffer, apply sample and measure. Results will come out within seconds.

- **Precisely Manufactured Sample Port**

Specially designed sample port ensures that microvolume samples are held securely.



Cuvette Analysis

NanoVelox provides cuvette holder version as an option to support traditional sample analysis.

- **Supports Kinetics Experiments**

NanoVelox can handle kinetic experiments through cuvette holder.

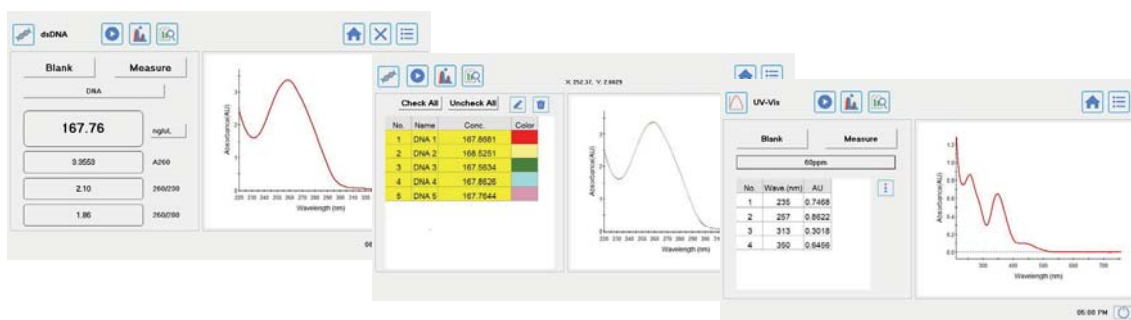
- **Integrated Temperature Control**

The built-in heating system allows temperature control from RT to 45 °C.

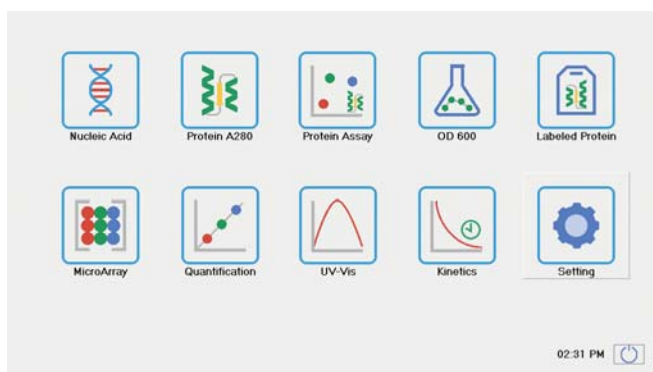


Analysis Results

The following results are obtained using LuxNano software in both microvolume and cuvette mode. The experiment results can be easily checked and managed via the HD color display.



Support Applications for Comprehensive Analysis



NanoVelox is operated by the in-house developed user-centric LuxNano software. The software allows researchers to easily navigate between application menus and check experimental data.

Pre-programmed methods in LuxNano



Nucleic Acid Quantification

Precisely measure dsDNA, ssDNA, RNA, and miRNA concentrations using pre-programmed methods for streamlined workflows.



Microarray Analysis

Simultaneously measure nucleic acid concentrations and fluorescent dye incorporation for comprehensive labeled nucleic acid quantification in microarray experiments.



Protein Analysis

Quantify proteins via A280 absorbance and employ colorimetric assays (Bradford, BCA, Lowry) for protein measurements.



Microbial Growth Monitoring

Conduct accurate OD600 measurements for precise bacterial growth and cell density analysis.



Labeled Protein Assessment

Simultaneously quantify protein concentrations and fluorescent dye levels for comprehensive labeled protein analysis.



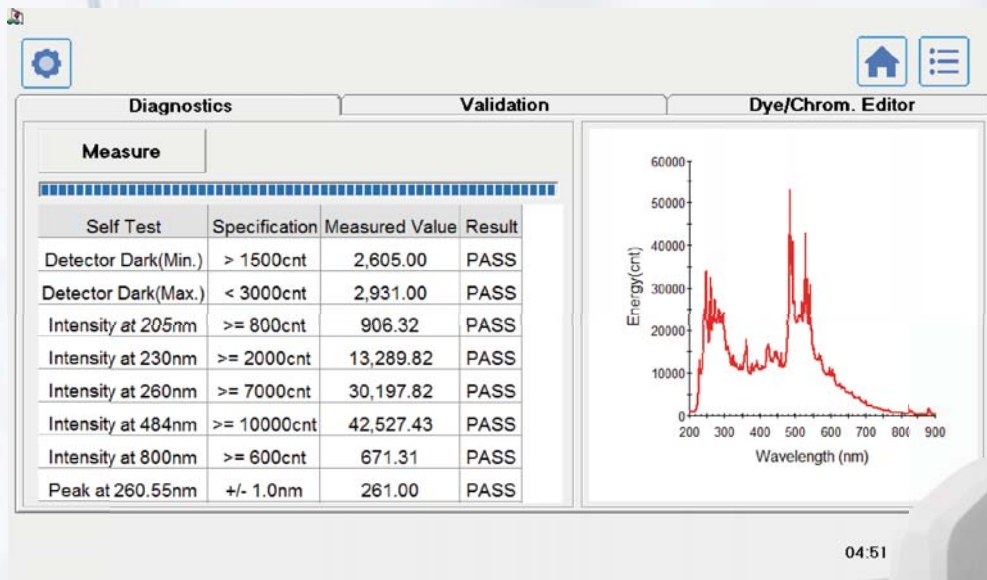
Kinetics Studies

Perform time-based experiments with temperature control or design tailored methods for unique sample types.

Integrated Diagnostics and Validation

NanoVelox features built-in diagnostics and supports validation to ensure reliable performance

- Comprehensive System Checks: Perform device status evaluations using onboard software.
- User-Friendly Interface: Access diagnostic results directly on the device display.
- Streamlined Validation: Conduct instrument validation with pre-programmed protocols.
- Performance Verification: Verify measurement accuracy using standard samples.



Configurable to Meet Your Needs

The standard model of NanoVelox is optimized for microvolume sample analysis.

The optional cuvette holder expands its capability to support the analysis of a wider range of samples using traditional measurement methods.



Without Cuvette Holder Option



With Cuvette Holder Option

Cuvette Mode Capabilities

- Perform kinetics experiments
- Measure optical density of cultures
- Integrated temperature control by built-in heating system



Specifications

Microvolume Mode		
Model	NanoVelox	
Minimum Sample Volume	0.5 μ L	
Pathlength	0.5 mm (Auto Range to 0.03 mm)	
Light Source	Pulsed Xenon Flash Lamp	
Detector	2048 Element CCD	
Wavelength	Range	190 – 900 nm
	Accuracy	\pm 1 nm
Absorbance	Range	0 – 550 A
	Precision	0.002 A (0.5 mm) or 1 %, whichever is greater
	Accuracy	3 % at 261 nm
Detection Range	dsDNA	2 – 27,500 ng/ μ L
	BSA	0.06 – 820 mg/mL
Spectral Resolution	\leq 1.5 nm FWHM at 253.7 nm	
Measurement Time	\leq 6 seconds	

Cuvette Mode		
Beam Height	8.5 mm	
Photometric Range	0 – 1.7 A	
Detection Limit	dsDNA	0.2 ng/ μ L
	BSA	0.006 mg/mL
Temperature Control	RT ~ 45 $^{\circ}$ C	

** Cuvette option must be selected at time of purchase.

General		
Dimensions (W x D x H)	221 x 305 x 178 mm	
Weight	3.42 kg	
On-Board Control	Operating System	Windows 10
	CPU	Quad Core Processor
	Display	7-inch, HD Color Display
	Touchscreen	Multipoint Capacitive Touch
	Internal Storage	64 GB
Connectivity	USB ports, Ethernet, Wi-Fi	

**All configurations and specifications are subject to change without notice



SCINCO

627, Bongeunsa-ro, Gangnam-gu, Seoul 06083 KOREA **Tel** +82-2-2143-8200 **Fax** +82-2-2143-8355

R&D Center / Daejeon Office

746, Daedeok-daero, Yuseong-gu, Daejeon 34055 KOREA **Tel** +82-42-610-7400 **Fax** +82-42-610-7500

 www.scinco.com  scinco@scinco.com